

SB12800D - 12V80Ah - EV/DC Series



The SB12800D is a valve regulated AGM technology based battery specifically designed for high cycling applications. With a higher tin content, special thick plate structure and a unique paste formulation the EV/DC Series provide a much longer cycle life compared to general purpose AGM batteries in cyclic applications such as mobility / electric vehicles, renewable energy, recreational vehicles and marine applications. An additional feature of the EV/DC Series, compared to general purpose AGM batteries, is the use of much thicker inter-cell connections within the battery. This additional feature is a must for high vibration applications such as mobility and material handling applications.

Specifications

- Nominal Voltage: 12 volts
- Nominal Capacity at 77°F/25°C
 - 20 Hour rate 80 Ah
 - 10 Hour rate 76.0 Ah
 - 5 Hour rate 65.5 Ah
 - 1 Hour rate 41.7 Ah
- Number of cells - 6
- Internal resistance - ± 7 m Ω
- Operating Temperature Range - (See Charging recommendations)
 - Discharge: -40°C to 60°C
 - Charge: -20°C to 50°C
 - Storage: -20°C to 60°C
- Max. Discharge current - 750 A (5sec)
- Float Charge - 13.6 to 13.8 Volts @ 25°C
- Cyclic charge - 14.6 to 14.8 Volts @ 25°C
- Terminal configuration - F11(M6)
- Self discharge rate at 25°C - 3% per month

General Features

- AGM technology also called VRLA (Valve Regulated Lead Acid) has an efficient gas recombination process which allows for a maintenance free battery.
- Not restricted for air transport and complies with IATA/ICAO Special Provision A67.
- UL-recognized component (MH60449)
- Manufactured in a plant with the following standards:
 - ISO 9001:2008
 - ISO 14001:2004
 - OHSAS 18001:2007
- Can be mounted in any orientation, but not to be charged in a inverted position.
- Computer designed lead/calcium/tin alloy grids for high power density. The lead is virgin lead of the highest purity.
- Designed for cyclic applications and can be used in float/standby applications.
- Low self discharge rate.

Dimensions: 260(L)x169(W)x218(H) mm/10.2x6.65x8.58 inches

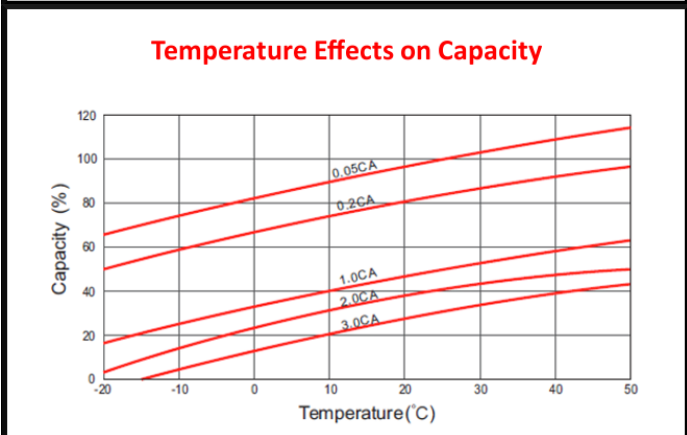
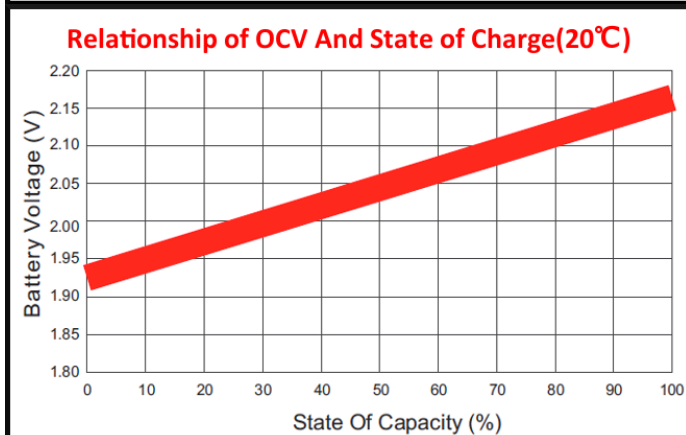
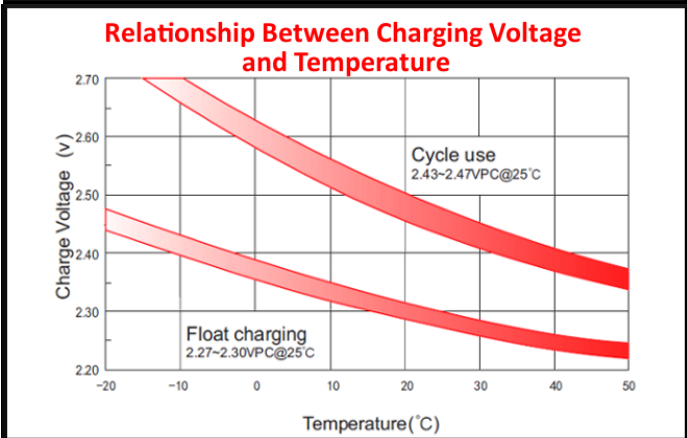
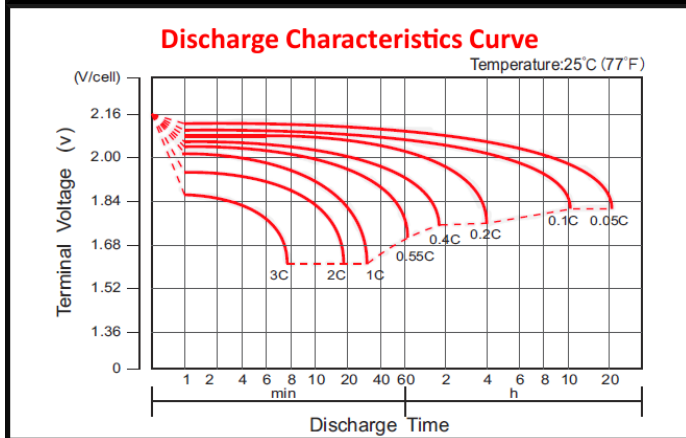
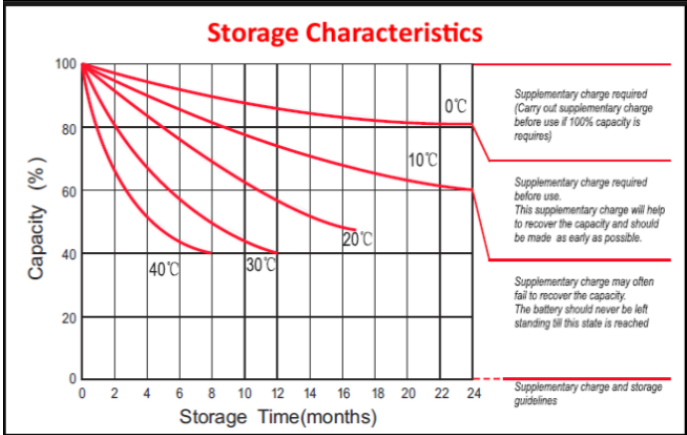
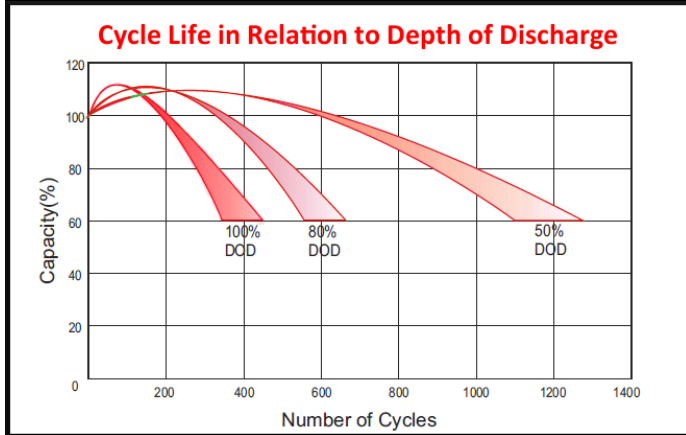
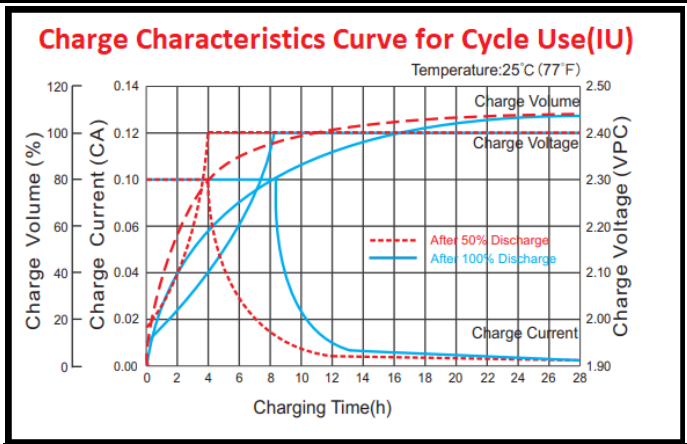
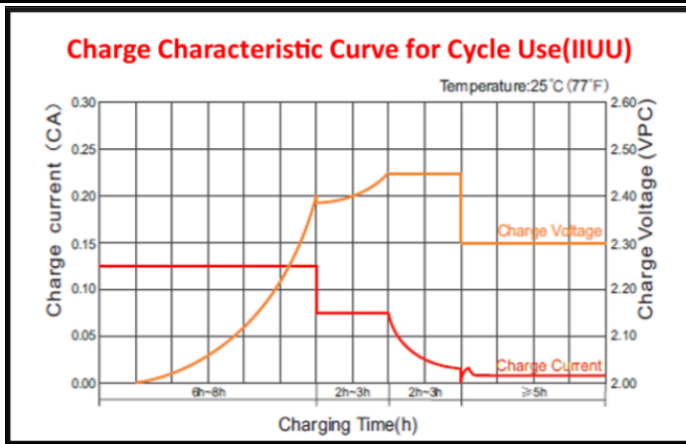
Weight: Approx. 22.5 kg

Constant Current Discharge Characteristics: Amps @ 25°C

F.V/Time	10MIN	15MIN	30MIN	1HR	2HR	3HR	4HR	5HR	8HR	10HR	20HR
1.60V	190.4	143.2	83.8	46.4	27.3	21.2	16.6	14.2	9.52	7.91	4.14
1.65V	179.9	136.9	80.4	44.7	26.5	20.5	16.2	13.8	9.41	7.82	4.07
1.70V	165.6	128.3	76.9	43.2	25.6	20.0	15.8	13.4	9.27	7.70	4.02
1.75V	151.6	119.3	73.5	41.7	24.7	19.4	15.3	13.1	9.14	7.60	3.97
1.80V	137.2	110.2	70.2	40.1	23.8	18.8	14.9	12.8	8.98	7.50	3.94
1.85V	112.1	91.4	60.5	35.9	21.8	17.4	13.9	11.9	8.43	7.06	3.74

Constant Power Discharge Characteristics: Watts @ 25°C

F.V/Time	10MIN	15MIN	30MIN	1HR	2HR	3HR	4HR	5HR	8HR	10HR	20HR
1.60V	323.6	250.4	152.2	87.0	51.8	40.4	32.0	27.3	18.6	15.6	8.15
1.65V	311.7	242.9	147.6	84.5	50.4	39.4	31.2	26.7	18.4	15.4	8.03
1.70V	292.2	230.9	142.5	82.2	49.0	38.5	30.5	26.1	18.2	15.2	7.94
1.75V	272.3	218.0	137.6	79.7	47.5	37.5	29.8	25.5	18.0	15.0	7.86
1.80V	250.8	204.2	132.9	77.1	46.0	36.5	29.0	25.0	17.7	14.8	7.79
1.85V	208.6	171.8	115.6	68.6	42.4	33.9	27.1	23.3	16.7	14.0	7.41



Charging Recommendations

- For standby (float) use 2.27 to 2.3 volts per cell (@ 25°C).
- For cyclic use 2.43 to 2.47 volts per cell (@25°C)
- Recommended maximum charging current limit is 22.5 Amp.
- Charging voltage should be regulated in relation to the ambient temperature. When the temperature is higher, the charging voltage should be lower. Where the temperature is lower, the charging voltage be higher. (3 mVolts per °C per cell in standby applications and 4 mVolts per °C per cell in cyclic applications). Typical applications in a range of 0°C-30°C do not require this compensation.
- It is recommended that "refresh charging" be applied to any battery which has been stored for a long period of time, prior to putting the battery into service and/or within 6 months after manufacture.
- To obtain the optimum standby performance it is vital that the correct charging profile is utilised (see Charge Characteristics figures)
- Typically it takes more energy to recharge a battery than it has expended. The ratio is 1.1 - 1.15 has to get into battery for every 1.0 that was supplied by the battery.

Service Life

- Please refer to the life curves provided. These curves represent typical results under optimum operating conditions. Actual life will vary due to variability of these conditions.
- Improper charging (overcharging and lack of charging) is the number one reason why AGM/VRLA batteries fail prematurely. Follow charging guidelines found on this specification sheet.
- Elements that affect Cycle Life: There are various factors that will have an effect on the service life of AGM/VRLA batteries in cyclic applications; ambient operation temperature, discharge rate, depth of discharge, the manner in which the battery is recharged, and the timeliness of the recharge, to obtain maximum service life it is recommended not to go beyond 80% DOD (Depth Of Discharge) and if all possible limit it to 50 % DOD. At 50 % you will obtain the ideal trade-off for life expectancy for AGM batteries. This recommendation goes for all brands of AGM batteries.
- Elements that affect standby life: All the same factors are responsible but the most important in this case is the ambient temperature followed closely by the charging parameters. For example - in an enclosed UPS cabinet with no ventilation temperatures, are most often than not well above 25°C, henceforth battery life is severely affected.

Warnings

- Never install AGM/VRLA batteries in an airtight container.
- Keep away from sparks, and any source of flames.
- Connect cables tightly to avoid sparks at terminals.
- The electrolytes contains sulfuric acid which can cause serious damage to eyes and skin. Should this occur, flush profusely with water and seek medical attention.
- Do not short circuit AGM/VRLA terminals with metal object, they are capable of generating hundreds of amperes, you can seriously burn yourself in short circuiting a battery.
- Mixing batteries of different capacities, age and/or manufacturer is not recommended.